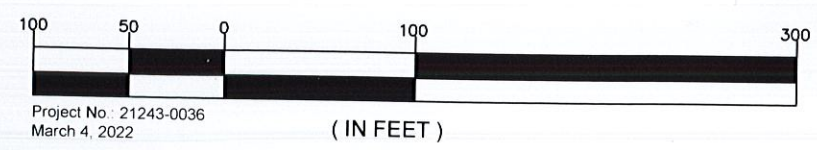



NOTE: AMPHITHEATRE CAPACITY HAS BEEN REPRESENTED BASED ON STANDARD DENSITY OF ONE OCCUPANT PER 12 SF AS WELL AS BASED ON COVID CONDITIONS OF ONE OCCUPANT PER 30 SF.

NOTE: OPEN SPACE TO BE UTILIZED TO MEET BUFFER, LANDSCAPE, AND/OR STORMWATER REQUIREMENTS PER ORDINANCES OF STATE AND LOCAL AGENCIES AT THE TIME OF DEVELOPMENT.



## Conceptual Site Plan Downtown Amphitheater Newberry County, South Carolina

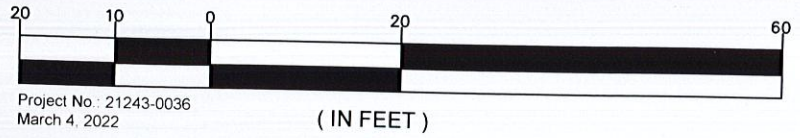




NOTE: AMPHITHEATRE CAPACITY HAS BEEN REPRESENTED BASED ON STANDARD DENSITY OF ONE OCCUPANT PER 12 SF AS WELL AS BASED ON COVID CONDITIONS OF ONE OCCUPANT PER 30 SF.

NOTE: OPEN SPACE TO BE UTILIZED TO MEET BUFFER, LANDSCAPE, AND/OR STORMWATER REQUIREMENTS PER ORDINANCES OF STATE AND LOCAL AGENCIES AT THE TIME OF DEVELOPMENT.

## Conceptual Floor Plan +/- 10,000 SF Community Building Newberry County, South Carolina



Project No.: 21243-0036  
March 4, 2022



Prepared by Alliance Consulting Engineers, Inc.